

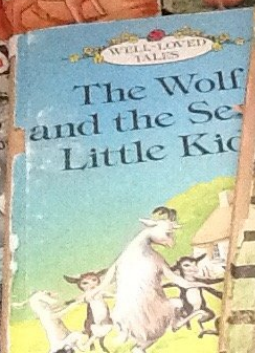



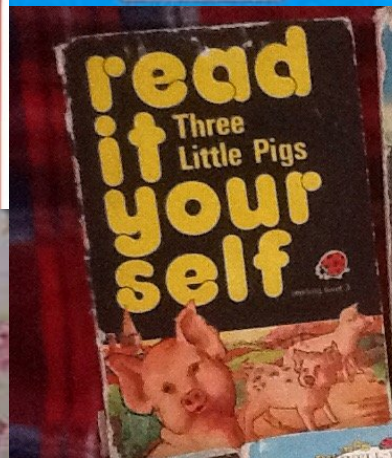


12

Peter and Jane  
like the dog.  
I like the dog.

the dog



Most of us remember reading as children but few remember specifically *how* we learned to read.

Reading scheme

Real books

Phonics

Keywords / sight  
recognition /  
memory



What is Phonics?

Why do we teach it?

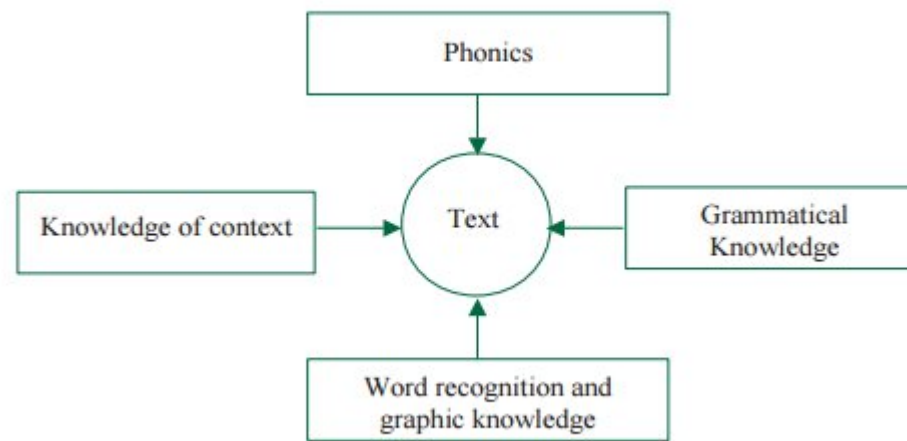
How do we teach it?

# The formal bit...

## New National Curriculum

**Pupils should be taught to:**

**Year 1- read aloud accurately books that are consistent with their developing phonics knowledge and that do not require them to use other strategies to work out words**



# Synthetic phonics: How does it work?

To teach beginner readers:

- grapheme/phoneme (letter/sound) correspondences in a clearly defined, incremental sequence;
- blending to read;
- segmenting words into phonemes to spell;
- that blending and segmenting are reversible processes.

# Phonemes and Graphemes

Phonics is based on sound/letter correspondences. With this in mind, what is key to successful phonics teaching/learning?

# Enunciation



# Blending for reading

phonemes

graphemes


digraphs

trigraphs



Blending

rush

The word "rush" is written in a black, sans-serif font. Below the letters, there are red highlights: a small circle under the 'r', a small circle under the 'u', and a horizontal oval under the 'sh'.

sheep

Blending

sheep



Blending

night.

A red oval is positioned below the word 'night.' and two red circles are positioned below the 'n' and 't' respectively, illustrating the blending process.

# Split digraphs

i-e

# Segmenting for spelling

Reverse process – hear the whole word, break it down into its phonemes for spelling.

# The Teaching Sequence



# Teaching Tricky Words



was

## PHONICS ASSESSMENT SHEET

2016 - 2017

RWI	PHASE 2	STAGE 0 SECURE	Book Band: PINK
A	Set 1 - 3	s a t p i n m d g o c k	PINK A
A	Set 4 - 5	ck e u r h b f ff l ll ss	PINK B
B	Decodables	sat bed net hat log tip man pot less and	
B	Alien Words	nop meb fas biss guk rab tuff	
	Tricky Words	the to I go no into	
RWI	PHASE 3 (a)	STAGE 1 EMERGING	Book Band: RED A
C	Graphemes Set 6 - 8	j v w x y z zz qu ch sh th ng nk 'e'	
C	Decodables	rink sink thick mush chin shop shed	
C	Alien Words	thup jong chab hish shep jink dith quag	
	Tricky Words	he she we be me	
	PHASE 3 (b)	STAGE 1 EMERGING	Book Band: RED A
D	Decodables	nluck enlsh land nress stiek flumn	